

# Truck Scale Components

Products and solutions for reliable vehicle weighing



Minebea Intec is a leading supplier of exceptional 'German Quality' truck scale components. The long product lifetime of the components minimises downtime as well as servicing and calibration costs, ensuring safe and smooth operation of the truck scales.

# We make daily life safer

Minebea Intec offers products, solutions and services for industrial applications. We strive to increase the reliability, safety and durability of weighing processes.

This is expressed through the promise that we make to our customers and their consumers: 'We make daily life safer'.

Our key market position as a leading global provider of products and solutions, and our aim of setting high standards in all areas of business are reflected in our company slogan 'The true measure'.

With more than 147 years of experience, we support our customers in implementing precise, durable weighing processes – even in the most challenging environments. Our ability to do this is based on the 'German Quality' of our products and services combined with our continuous investment in developing leading technology. As a result, tens of thousands of customers place their trust in our company, having asked us to supply them with millions of products and solutions over the course of our history.

Via our world-wide presence, we stand beside our customers across the globe throughout the entire life cycle of our products and solutions, from assisting them in selecting the right equipment and systems, offering design-in support or providing installation & calibration and maintenance & repair services to performing system upgrades and refurbishment, as well as conducting user training sessions.

## Our products and solutions make an important contribution in the following industries:







- Minebea Intec Sales - Service
- Minebea Intec Production - Sales - Service
- Distribution Partners (size refers to amount of Partners)
  - up to 5
  - up to 20
  - above 20

## The MinebeaMitsumi group

The MinebeaMitsumi group is a global precision electromechanical components manufacturer, providing products for various industries. Minebea was founded in 1951 in Japan, Mitsumi in 1954 and today has more than 78,000 employees as well as production and sales & service facilities in 16 countries around the globe. For many products, the MinebeaMitsumi group is No. 1 in terms of its global market share.

# We stand for precision and durability

Minebea Intec offers products and solutions for reliable vehicle weighing in agricultural and waste management applications, as well as a wide range of other industries.

The high-quality range of products covers everything from load cells, including installation solutions, to weighing electronics with independent truck applications.

If products are to be used in demanding ambient conditions, they must show exceptional quality and a robust design, in addition to precise and verifiable measurement results. For this reason, Minebea Intec offers components with the following characteristics:

- Exceptionally long product lifetime thanks to 'German Quality'
- Precise measurement results for accurate billing of loaded goods
- Uncompromising reliability thanks to excellent lightning protection
- Outstanding protection against water build-up, frost and de-icing salt



To find out more about our range of truck scales, visit [www.minebea-intec.com](http://www.minebea-intec.com)

**Always the right solution for each of these applications:**

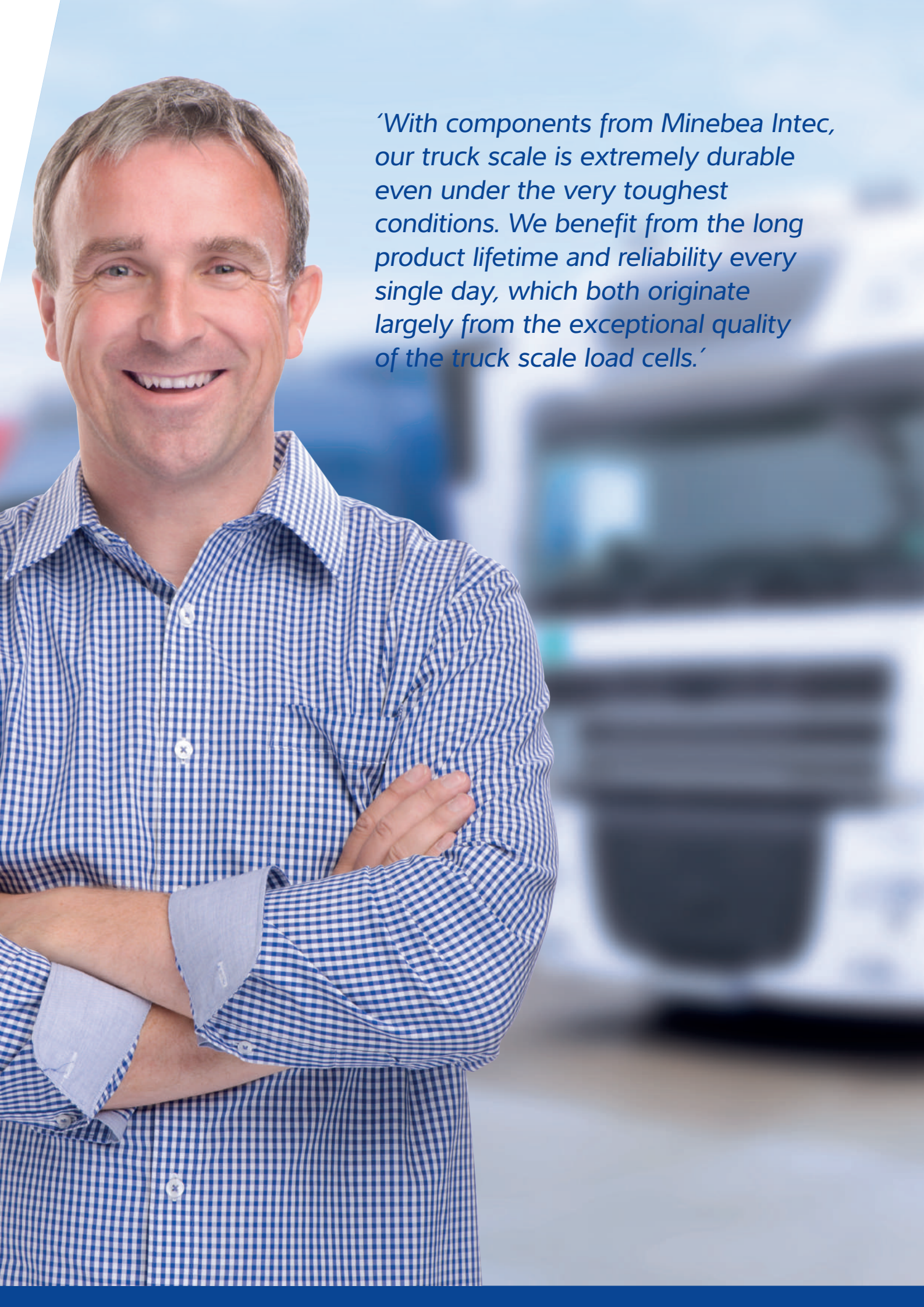


Weighing



Filling and dosing





*'With components from Minebea Intec, our truck scale is extremely durable even under the very toughest conditions. We benefit from the long product lifetime and reliability every single day, which both originate largely from the exceptional quality of the truck scale load cells.'*



# Truck scale load cells

With more than 147 years of experience to draw on, Minebea Intec offers truck scale load cells that boast tried-and-tested, verifiable 'German Quality'. Our products guarantee precise measurement results, a long product lifetime and exceptional reliability – all over the world and in the most demanding environments. Whether opting for an analogue or digital solution, our customers can rely on the outstanding characteristics of our products at all times.

## Truck scale load cell PR 6221

- Easy installation and commissioning
- High overload capacity
- Precise measurement results from 12.5 t to 75 t
- Patented measuring element geometry
- Maximum IP protection (IP68 and IP69)
- Also available as an Ex version
- Excellent surge protection (lightning protection class III)
- Hermetically sealed casing



Easy Installation



Easy Set-Up



German Quality



Lightning Protection



Explosion protection



Truck scale load cell PR 6221



## Digital truck scale load cell PR 6224 Pendeo® Truck

The Pendeo® Truck is a digital load cell with DAT (Digital Assistance Technology). Its advanced functions include short weighing times and significant time savings during configuration.

### Easy commissioning

- Load cell identification
- Automatic corner correction
- Uneven load distribution alert

### Efficient use

- Temperature checks
- Information about load cell parameters
- Immediate notification in the event of a faulty load cell

### Quick repair and maintenance

- Compensation for a failed load cell
- Overload counter
- Enhanced service functions



Digital Assistance  
Technology

Truck scale load cell  
PR 6224 Pendeo® Truck



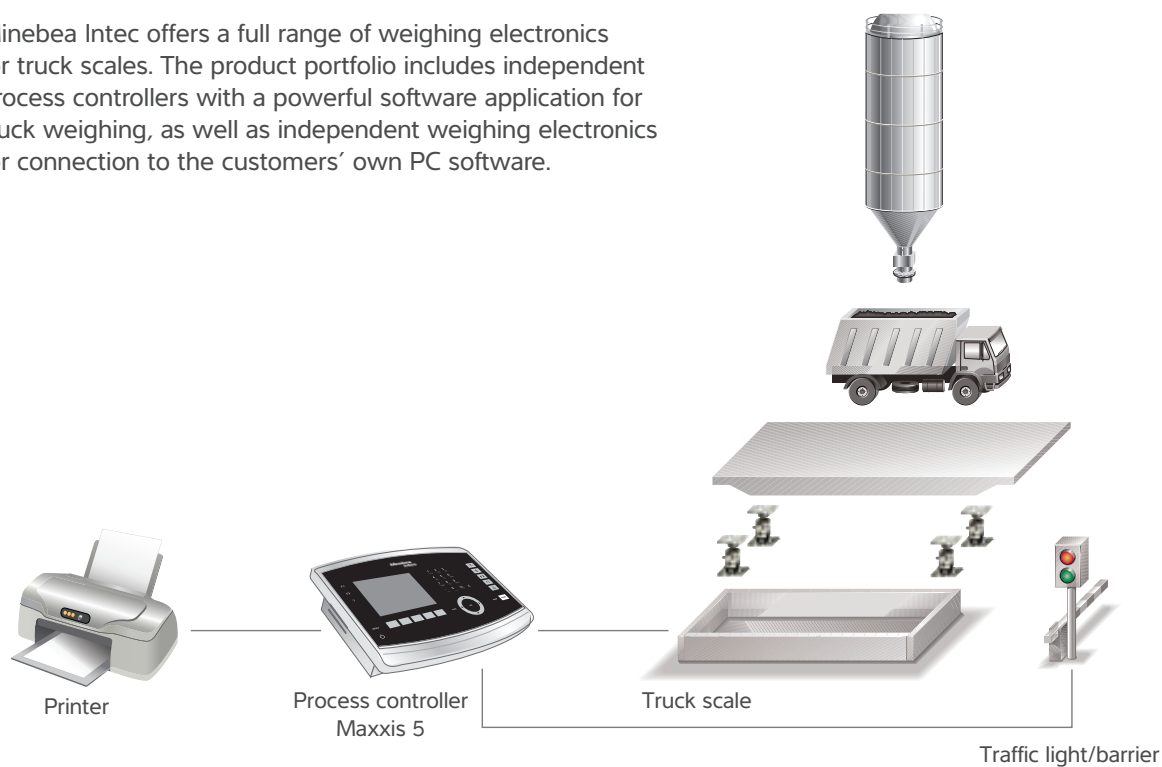
For more detailed information,  
please visit our website or contact  
**[sales.hh@minebea-intec.com](mailto:sales.hh@minebea-intec.com)**





# Versatile weighing electronics for flexible solutions

Minebea Intec offers a full range of weighing electronics for truck scales. The product portfolio includes independent process controllers with a powerful software application for truck weighing, as well as independent weighing electronics for connection to the customers' own PC software.





# Controllers and indicators

## Process controller Maxxis 5

The Maxxis 5 with its truck weighing application is capable of controlling the entire weighing process, including predefined processes for:

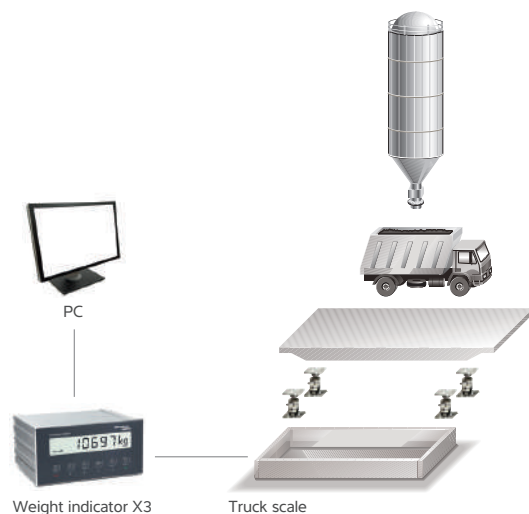
- First and second weighing
- Controlling traffic lights and barriers
- Controlling dosing processes for truck loading

Material- and order-specific receipts, recipe reports, usage logs and production statistics can be printed out or exported to a PC.

The process controller Maxxis 5 is also suitable for use with tandem scales. In this case, 2 weighing platforms are connected and the combined weight value is calculated.



Process controller Maxxis 5 with truck application



## Weight indicator X3

The weight indicator X3 is connected to existing PC software. The software application EasyFill® comes pre-installed for quick and easy dosing processes. The X3 boasts a large, transreflective display for exceptional readability, even in direct sunlight.

- Precise, reliable and fast processing of weight values
- Simple and efficient calibration of scales with SMART Calibration
- Global remote servicing with the Remote Service functionality



Includes  
EasyFill®

Weight indicator X3

# Other components

## Cable boxes

Minebea Intec cable boxes are an easy-to-install solution that guarantee safe connection of multiple load cells. The cable boxes PR 6021, which have been specially developed for truck scales, can be assembled rapidly and offer stable signal transmission and excellent resistance against moisture and dust.


- For up to 8 analogue or digital load cells
- Maximum IP protection (IP68 and IP69)
- Excellent surge protection (lightning protection class III according to DIN EN 62475)
- High immunity against electromagnetic interference
- Rapid assembly time (max. 5 minutes) thanks to colour coding and terminals
- Pressure relief valve: Goretex® membrane regulates the pressure and provides protection against moisture
- Available as an Ex version
- Available in stainless steel or polycarbonate



Digital Assistance  
Technology



Explosion protection



Cable box PR 6021/68S



Lightning Protection

For reliable surge protection, potential equalisation and protection of measuring cables, our analogue load cells – in conjunction with the cable box and indicator – can withstand voltages of at least 1,000 kV and currents of up to 100 kA without sustaining damage.

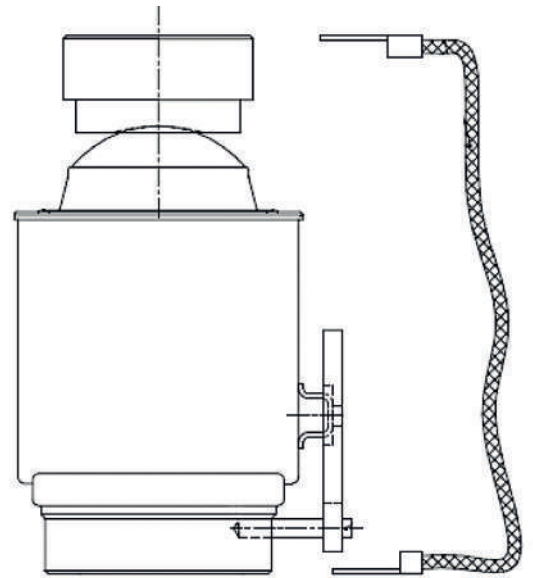




# Mounting kits, pressure pieces and base components

Mounting kits, pressure pieces and base components enable easy, reliable installation and fault-free operation.

Mounting solutions with anti-rotation protection are especially suited to critical applications if the rubber supporting ring and the optimised radius ratios of the Minebea Intec truck scale load cells cannot keep twisting below an acceptable level.



Anti-rotation protection



# Our product portfolio



Acceptance and storage  
of loose materials

## Incoming goods

Acceptance of  
piece goods

## Automated production systems

Precise control of delivered  
and stored materials

For complete process control



Components and solutions  
for truck scales



Silo weighing solutions



Metal detection systems  
for loose materials



Floor scales



Dosing solutions




Process container weighing  
(standard/digital solutions)



Process container weighing  
(hygienic solutions)

*We supply industry with products, solutions and services that increase the reliability, safety and efficiency of production and packaging lines. Our portfolio covers all applications from incoming goods inspection right through to goods delivery, including automatic and manual processes as well as filling and packing.*





## Manual production

Solutions that ensure accuracy and traceability



Portioning and checkweighing



Formulation and manual recipe weighing

## Packaging

Guaranteeing product quality and food safety



Metal detection



Checkweighing



X-ray inspection



Filling solutions



Statistical process control

## Outgoing goods

Quality assurance of final product



Floor scales



Checkweighers for heavy loads



Components and solutions for truck scales

# Our services

Through our world-wide presence, we and our certified partners stand beside our customers across the globe throughout the entire life cycle of our products and solutions. From assisting them in selecting the right equipment and systems to performing upgrades and refurbishment, as well as conducting user training sessions; we are with them every step of the way.

## Engineering Support – ensuring optimal solutions

- Advice on choosing the best products or solutions with regard to the desired performance, precision and costs
- Design-in support when integrating our products and solutions into existing truck scale structures
- Customer-specific products or solutions – adapted to individual needs

**engineering support**  
by Minebea Intec



## Commissioning – ensuring that production starts on time

- Advice on mechanical and/or electrical installation, commissioning and instructions on set-up and use
- Calibration or conformity assessment of equipment and systems according to statutory requirements of measuring technology
- Equipment qualification (IQ/OQ)



For more detailed information,  
please visit our website or contact  
**info@minebea-intec.com**



## Calibration and maintenance – ensuring equipment availability and performance

- Calibration or preparation for verification of equipment and systems according to measuring technology standards and statutory requirements
- Preventative maintenance safeguarding continued availability and performance
- Repair services, including emergency service contracts for a guaranteed response time
- Professional spare parts service
- Remote services



## Upgrades – prolonging equipment life time and boosting performance

- Hardware and software upgrades
- Equipment refurbishment

## Training – enhancing staff capabilities

- User training covering daily operation and/or minor repair and maintenance work
- Seminars providing knowledge of regulations and technologies

**academy**  
by Minebea Intec





We make daily life safer

Minebea Intec GmbH | Meiendorfer Strasse 205 A | 22145 Hamburg, Germany  
Phone +49.40.67960.303 | Email [info@minebea-intec.com](mailto:info@minebea-intec.com)



[www.minebea-intec.com](http://www.minebea-intec.com)



**Minebea**  
**intec**  
The true measure